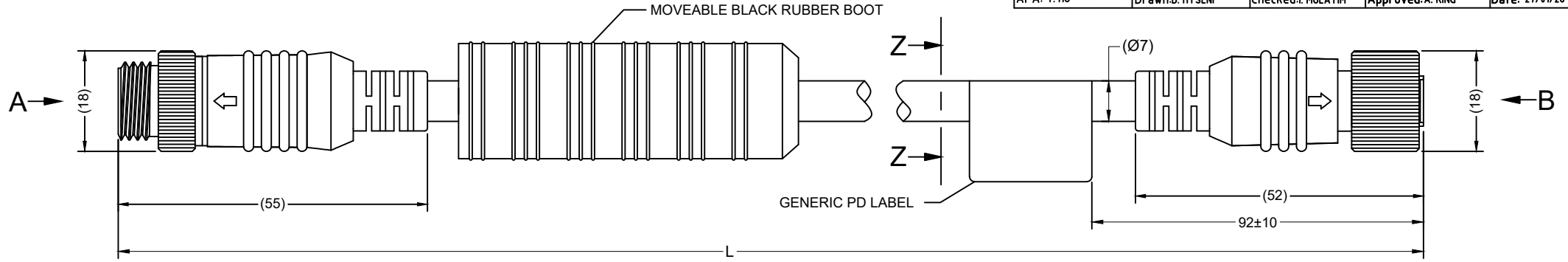
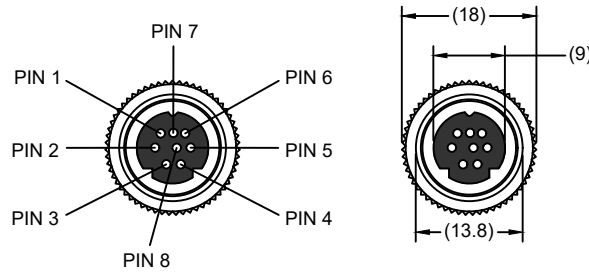


Revision Notes.				
R1 - UPDATED LINE WEIGHTS, MOVED VIEW A & B, REMOVED WIRING TABLE, SECTIONAL WIRE VIEW CHANGED FOR P1591	APA: W. XIA	Drawn: R. TIMMS	Checked: A. KING	Approved: J.N. BATOUR Date: 01/09/23
R2 - "WINGS" REMOVED FROM VIEW A 8PIN CONNECTOR & VIEW B 8PIN CONNECTOR, AND RUBBER SLEEVE ADDED AS PER CR-A1034 FOR P1591	APA: W. XIA	Drawn: R. TIMMS	Checked: A. KING	Approved: J.N. BATOUR Date: 14/09/23
R3 - UPDATED LAYOUT & TITLE FRAME. ADDED MORE, THICKER CORES TO RED AND BLUE WIRE IN SECTION Z-Z AS PER CR-A1159	APA: T. HU	Drawn: D. HYSANI	Checked: I. MULAYIM	Approved: A. KING Date: 27/01/26



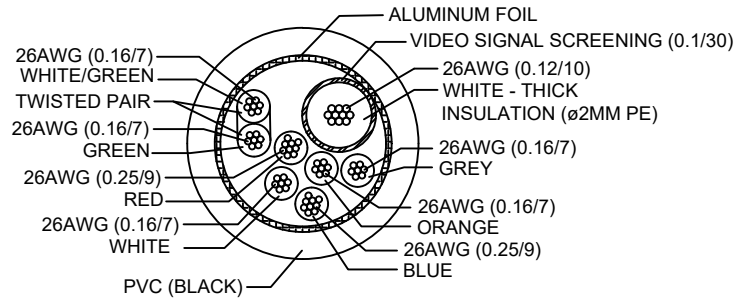
VIEW A



8 PIN MINI DIN FEMALE MATING FACE

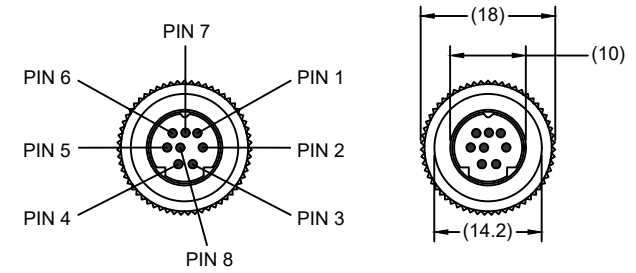
PIN #	WIRE COLOUR	DESCRIPTION
1	WHITE/GREEN	USB_DM
2	ORANGE	AUDIO
3	SHIELD	VIDEO GND
4	RED	+12VDC
5	GREY	ALARM_OUT
6	WHITE	+5VDC/ALARM_IN
7	GREEN	USB_DP
8	THICK WHITE	VIDEO
CASE	BLUE+COPPER	POWER GND

SECTION Z-Z



CABLE BUILDUP

VIEW B



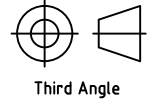
8 PIN MINI DIN MALE MATING FACE

PIN #	WIRE COLOUR	DESCRIPTION
1	WHITE/GREEN	USB_DM
2	ORANGE	AUDIO
3	SHIELD	VIDEO GND
4	RED	+12VDC
5	GREY	ALARM_OUT
6	WHITE	+5VDC/ALARM_IN
7	GREEN	USB_DP
8	THICK WHITE	VIDEO
CASE	BLUE+COPPER	POWER GND

NOTES:
 1. FOR LABEL AND PACKAGING DETAILS REFER TO MASTER BOM.
 2. ANY CUSTOMER MODIFICATION OF THIS PRODUCT CAUSING SUBSEQUENT FAILURE IS NOT A LIABILITY OF BRIGADE ELECTRONICS PLC.

PROPRIETARY NOTICE
 THIS DESIGN AND TECHNICAL INFORMATION APPEARING ON THIS DRAWING IS THE PROPERTY OF BRIGADE ELECTRONICS, AND IS DISCLOSED IN CONFIDENCE. IT IS NOT TO BE COPIED, REPRODUCED, REVEALED TO OR EXPROPRIATED BY OTHERS, EITHER IN WHOLE OR IN PART WITHOUT THE EXPRESS WRITTEN CONSENT OF BRIGADE ELECTRONICS.

Sheet 1 of 2	Assembly Pl Approval T. HU	Approved by J.N. BATOUR	Checked by R. TIMMS	Drawn by A. KING
Customer Approval N/A	Angle of Projection	Units mm	Scale N/A	Released 10/07/23
		Status RELEASED	Assembly Ref N/A	



Part No VARIOUS	Released 10/07/23	Assembly Ref N/A
	Status RELEASED	VBV-AI8XX
		BE-004817-03-23

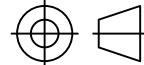

Revision Notes.				
R1 - UPDATED LINE WEIGHTS, MOVED VIEW A & B, REMOVED WIRING TABLE, SECTIONAL WIRE VIEW CHANGED FOR P1591				
APA: W. XIA	Drawn: R. TIMMS	Checked: A. KING	Approved: J.N. BATOUR	Date: 01/09/23
R2 - "WINGS" REMOVED FROM VIEW A 8PIN CONNECTOR & VIEW B 8PIN CONNECTOR, AND RUBBER SLEEVE ADDED AS PER CR-A1034 FOR P1591				
APA: W. XIA	Drawn: R. TIMMS	Checked: A. KING	Approved: J.N. BATOUR	Date: 14/09/23
R3 - UPDATED LAYOUT & TITLE FRAME. ADDED MORE, THICKER CORES TO RED AND BLUE WIRE IN SECTION Z-Z AS PER CR-A1159				
APA: T. HU	Drawn: D. HYSENI	Checked: I. MULAYIM	Approved: A. KING	Date: 27/01/26

BRIGADE MODEL NO.	PART NO.	DESCRIPTION	LENGHT - L (M)	TOLERANCE (mm)
VBV-AI801	7489	1M 8PIN TO 8PIN CABLE	1M	±80
VBV-AI805	7490	5M 8PIN TO 8PIN CABLE	5M	±80
VBV-AI810	7508	10M 8PIN TO 8PIN CABLE	10M	±150
VBV-AI815	7509	15M 8PIN TO 8PIN CABLE	15M	±150
VBV-AI820	7491	20M 8PIN TO 8PIN CABLE	20M	±150

NON-MENTIONED TOLERANCES (mm)	
DIMENSION RANGE	TOLERANCE
5 < L ≤ 10	±2
10 < L < 50	±5
50 ≤ L < 200	±10
200 ≤ L ≤ 500	±20
500 < L < 1000	±30
1000 ≤ L ≤ 5000	±80
5000 < L < 30000	±150
L ≥ 30000	±200

- NOTES:**
- FOR LABEL AND PACKAGING DETAILS REFER TO MASTER BOM.
 - ANY CUSTOMER MODIFICATION OF THIS PRODUCT CAUSING SUBSEQUENT FAILURE IS NOT A LIABILITY OF BRIGADE ELECTRONICS PLC.

PROPRIETARY NOTICE
 THIS DESIGN AND TECHNICAL INFORMATION APPEARING ON THIS DRAWING IS THE PROPERTY OF BRIGADE ELECTRONICS, AND IS DISCLOSED IN CONFIDENCE. IT IS NOT TO BE COPIED, REPRODUCED, REVEALED TO OR EXPROPRIATED BY OTHERS, EITHER IN WHOLE OR IN PART WITHOUT THE EXPRESS WRITTEN CONSENT OF BRIGADE ELECTRONICS.

Sheet 2 of 2	Assembly Pl Approval T. HU	Approved by J.N. BATOUR	Checked by R. TIMMS	Drawn by A. KING
Customer Approval N/A	Angle of Projection 	Units mm	Scale N/A	Released 10/07/23
 brigade-electronics.com		Status RELEASED	VBV-AI8XX	
		Part No VARIOUS	BE-004817-03-23	